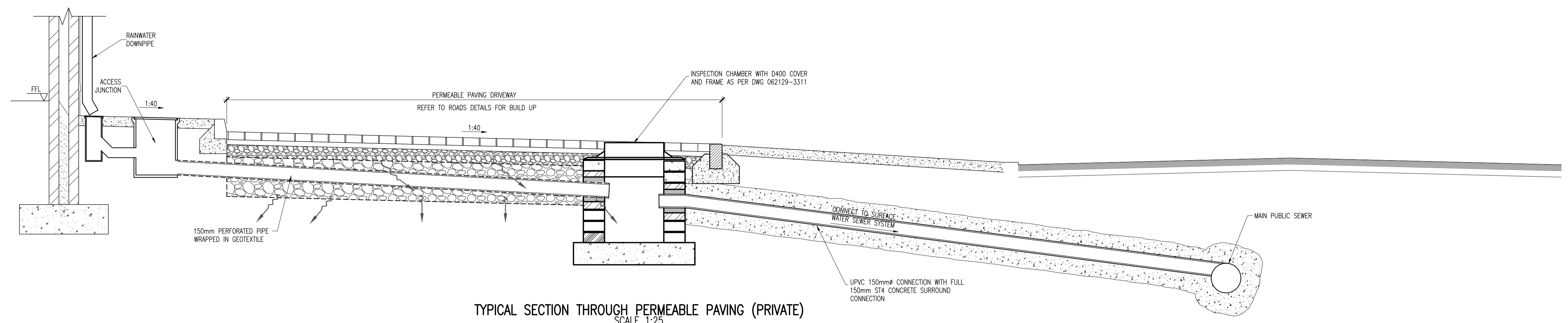
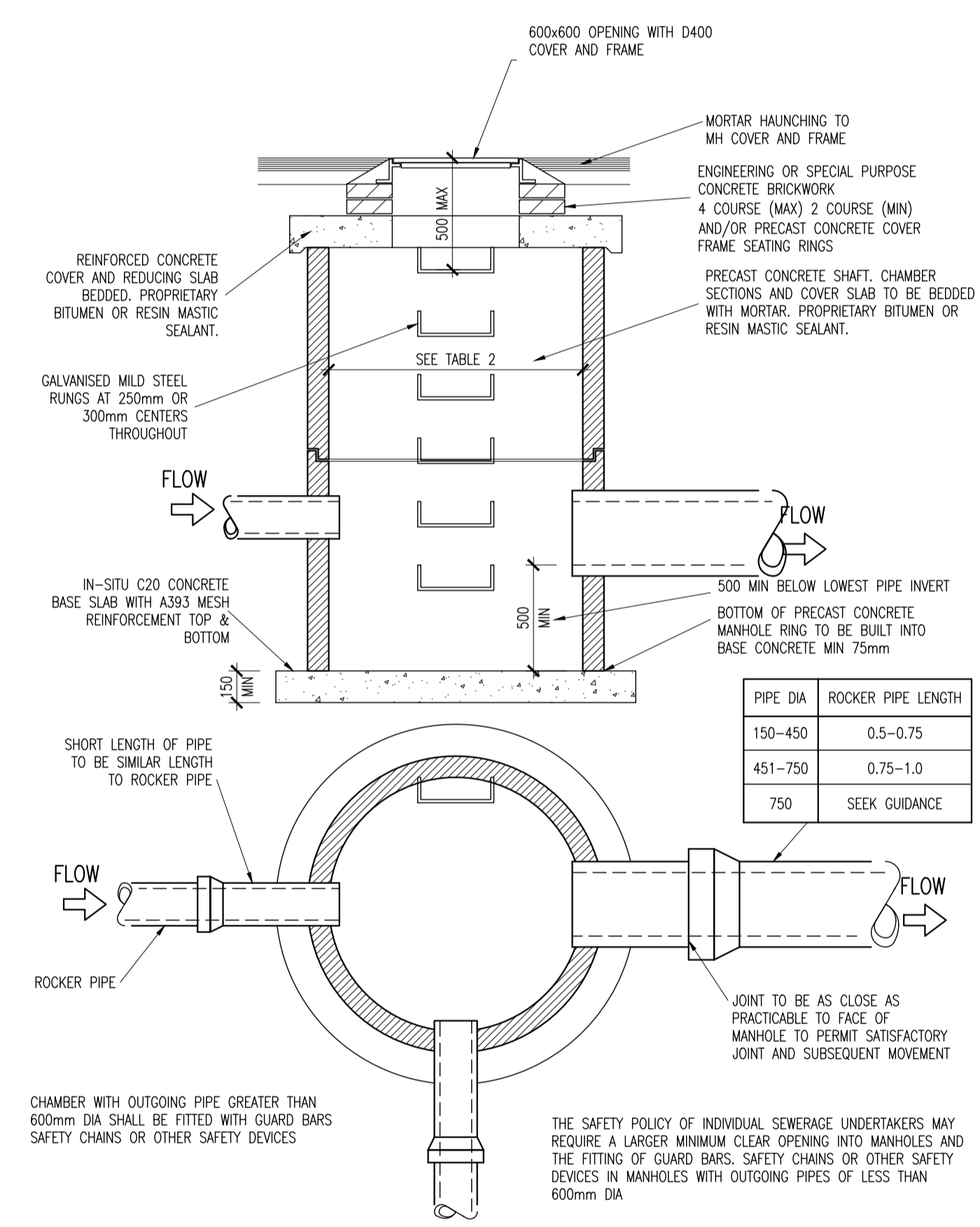


- NOTES:
- ALL WORKS TO BE CONSTRUCTED IN ACCORDANCE WITH NRA SPECIFICATION FOR ROAD WORKS U.N.O.
  - ALL REINFORCED CONCRETE ON THIS DRAWING SHALL BE U.N.O.: 35N20 COVER = 50mm MIN
  - SURFACE FINISHES FOR CONCRETE:
    - CLASS F1 FOR ALL CONCRETE 100mm OR MORE BELOW GROUND LEVEL.
    - CLASS F3 FOR ALL EXPOSED CONCRETE ABOVE 100mm BELOW GROUND LEVEL.
  - ALL EXPOSED CORNERS ON CONCRETE SHALL BE CHAMFERED WITH 25mm x 25mm CHAMFERS.
  - ALL STRUCTURAL CONCRETE (HEADWALLS, RC MANHOLES, PETROL INTERCEPTOR SLABS) TO RECEIVE MC DUR 1680 (OR SIMILAR APPROVED TAR MODIFIED EPOXY RESIN) TO ALL BURIED SURFACES, TO FINISH 100mm BELOW GROUND LEVEL.
  - ALL SEWERS SHALL BE PRESSURE TESTED PRIOR TO BACKFILLING.
  - RIGID PIPES SHALL MEAN CAST OR SPUN IRON, CONCRETE, ASBESTOS CEMENT OR CLAY.
  - CLASS D400 MANHOLE COVER FRAMES TO BE 150mm DEEP IN ROADS AND 100mm DEEP IN FOOTPATHS AND GREEN AREAS.
  - ALL AGGREGATES PROPOSED FOR USE ON THIS SCHEME SHALL MEET FULLY THE REQUIREMENTS OF THE NRA SPECIFICATION FOR ROAD WORKS AND IN ADDITION THE REQUIREMENTS STATED IN STANDARD RECOMMENDATION S.R. 21:2014 GUIDANCE ON THE USE OF I.S. EN 12422:2002 +A1:2007-AGGREGATES FOR UNBOUND AND HYDRAULICALLY BOUND MATERIALS FOR USE IN CIVIL ENGINEERING WORK AND ROAD CONSTRUCTION.
  - ALL FOUL SEWERS, MANHOLES, AND CONNECTIONS TO BE CONSTRUCTED IN ACCORDANCE WITH IRISH WATER CODE OF PRACTICE AND STANDARD DETAILS.
  - ALL SURFACE WATER SEWERS, MANHOLES, AND CONNECTIONS TO BE CONSTRUCTED IN ACCORDANCE WITH THE GRATER DUBLIN REGIONAL CODE OF PRACTICE FOR DRAINAGE WORKS.



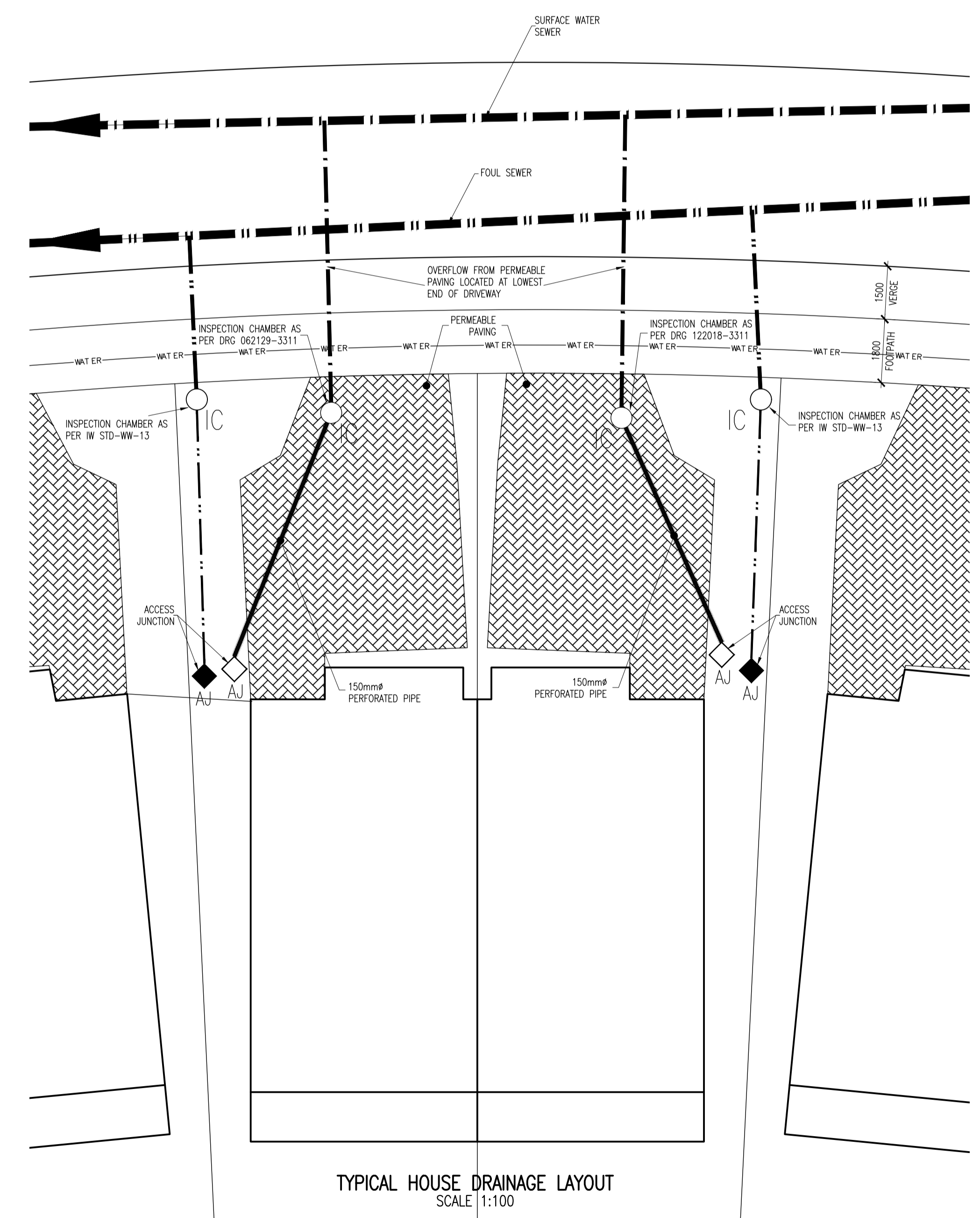
TYPICAL SECTION THROUGH PERMEABLE PAVING (PRIVATE)  
SCALE 1:25



CATCHPIT MANHOLE DETAIL ON FILTER DRAINS  
SCALE 1:25

LESS THAN 375	1200 (1050 WHERE DEPTH TO SOFFIT IS 1.35m - 1.5m)
375 - 600	1200
675-750	1350
900	1500
1050-1200	2100

TABLE 2



TYPICAL HOUSE DRAINAGE LAYOUT  
SCALE 1:100

REV.	DATE	DESCRIPTION	BY	CHKD.
A	03/09/19	STAGE 3 SUBMISSION TO ABP	PJC	NGC

**PLANNING**

DESIGNED	NGC	PREPARED	GMC
DATE	MARCH 2019	CHECKED	DJR

**DBFL** Dublin Office: Ormond House, Upper Ormond Quay, Dublin 7, Ireland. PHONE +353 1 400 4000 FAX +353 1 400 4050

WATERFORD OFFICE: Unit 2, The Chandlery, 1-2 O'Connell Street, Waterford, Ireland. PHONE +353 51 308 500 FAX +353 51 844 813

DBFL Consulting Engineers email: info@dbfl.ie site: www.dbfl.ie

PROJECT  
**LANDS AT NEWCASTLE, SOUTH DUBLIN**

DRG. TITLE  
**TYPICAL HOUSE DRAINAGE DETAILS**

ARCHITECT  
**MOLA**

SCALE	AS SHOWN @A1	FILE REF.	170024-3018
DRG. NO.	170024-3018		A